

Name: _____

Section: _____

Becoming Familiar with Lab Equipment

Directions: Below you will find the names of different kinds of lab equipment you may encounter this year. Additionally, the functions associated with these various types of equipment are listed on the reverse side of this sheet. Using whatever resources possible, complete the attached chart by matching the name and function of the equipment with the appropriate visual.

Lab Equipment - *Names*

Graduated
Cylinder

Glass
Stirring Rod

Erlenmeyer
Flask

Thermometer

Forceps or
Tweezers

Beaker

Test Tube
Brush

Triple Beam
Balance

Funnel

Florence
Flask

Medicine/Eye
Dropper

Spring Scale

Test Tube

Wire Gauze

Ruler or
Meter Stick

Test Tube
Clamp

Test Tube
Rack

Beaker
Tongs

Goggles

Ring Stand

Bunsen
Burner

Ring Clamp

Test Tube
Holder

Lab Equipment - *Functions*

to protect the eyes

for cleaning the inside of a test tube

for measuring temperature

for measuring mass

for removing and holding a hot beaker

to protect the bottom of a beaker or flask from flame;
to support a beaker or flask on a ring clamp

for holding a flask, a beaker, or a test tube on a ring stand

platform holds heating unit;
pole holds clamps

for holding an individual test tube

for holding one or more test tubes

for measuring and pouring liquids;
not for heating or mixing substances

for measuring and pouring liquids;
for heating or mixing substances

to aid in pouring a liquid from a wide-mouth
container to a small-mouth container;
to filter substances when filter paper is used

for heating a small amount of substance

for measuring weight (or force)

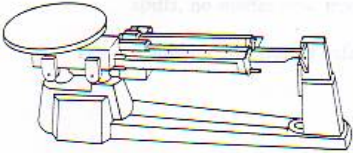




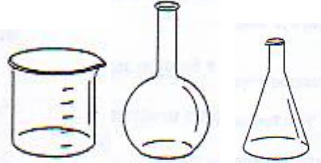




for measuring length or distance


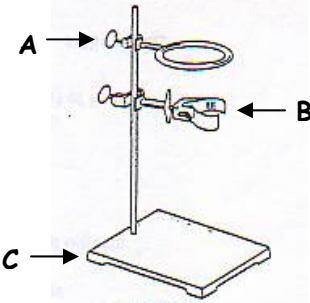
for transferring a small amount (drops) of liquid

to mix or stir substances;
made of glass to resist heat, stains, corrosion

for plucking or handling small objects

for heating, sterilization, and combustion

Visual	Name	Function
		
		
		
		
		
 <p data-bbox="147 1226 175 1255">A</p> <p data-bbox="253 1226 280 1255">B</p> <p data-bbox="355 1226 383 1255">C</p>	<p data-bbox="477 1020 529 1054">A -</p> <p data-bbox="477 1125 529 1159">B -</p> <p data-bbox="477 1230 529 1264">C -</p>	
		
		
		
		

		
	<p>A -</p> <p>B -</p> <p>C -</p>	<p>A & B -</p> <p>C -</p>
